

Inlet grille in cast-iron concrete frame

D400 - heavy traffic load

Europa



Code	KMI50P
Material	Concrete, Cast iron
Weight	84 kg
Norm	EN124-2
Package	10 ks/pal

vtoková litinová mříž 400x400 rovná, D400 s vtokovým průřezem 750 cm², vzdálenost mezi žebry 36mm, s pantem a čepem, horizontální PUR tlumící vložka, pružinové zajištění mříže v rámu, rám beton-litinový roznášecí v.140mm

COVER:

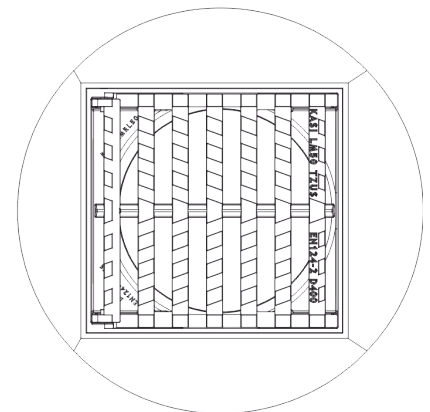
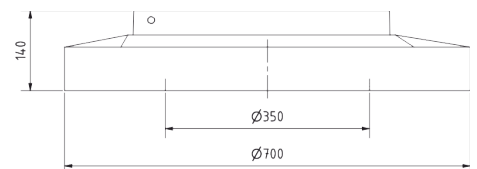

- | Hinge secured with a pin against removal from the frame
- | Straight grille between ribs 35 mm
- | Non-detachable connection of the grille to the frame

FRAME:

- | Cast-concrete frame with mounting for trap
- | frame height 140 mm
- | PUR damping insert on the frame resistant to oils and de-icing agents

OTHER:

- | There must be at least a 20mm high mortar joint between the frame and the top of the drain with a strength of at least 45MPa.



MAX. OPENING
ANGLE



ANTI-THEFT
PROTECTION



DAMPING INSERT



RAINWATER
DRAINAGE

