

Inlet grille in cast iron frame

D400 - heavy traffic load

Europa



Code	KM18P
Material	Cast iron
Weight	36 kg
Norm	EN124-2
Package	24 ks/pal

Grate 300x500mm for street gullies.

COVER:

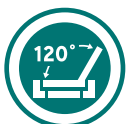
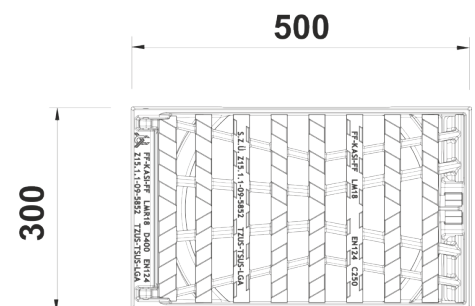
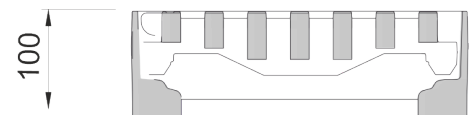
- | Hinge secured with a pin against removal from the frame
- | Straight grille between ribs 35 mm
- | Non-detachable connection of the grille to the frame

FRAME:

- | Cast iron frame with mounting for trap
- | frame height 100 mm
- | PUR damping insert on the frame resistant to oils and de-icing agents

OTHER:

- | There must be at least a 20mm high mortar joint between the frame and the top of the drain with a strength of at least 45MPa.



MAX. OPENING
ANGLE



ANTI-THEFT
PROTECTION



DAMPING INSERT



RAINWATER
DRAINAGE

