

Inlet grille in cast-iron concrete frame

D400 - heavy traffic load

Europa



Code	KM12P
Material	Concrete, Cast iron
Weight	66 kg
Norm	EN124-2
Package	16 ks/pal
Load class	D400

Grate 500x500mm for street gullies.

COVER:

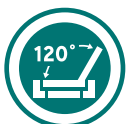
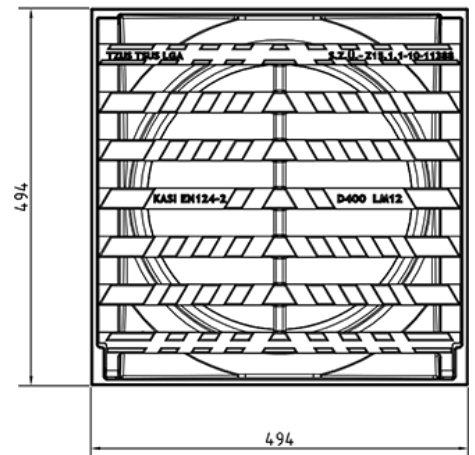
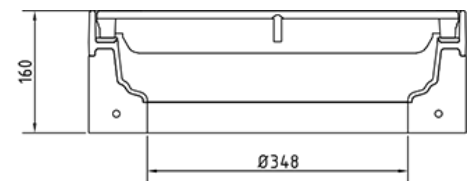
- Hinge secured with a pin against removal from the frame
- Straight grille between ribs 35 mm
- Non-detachable connection of the grille to the frame
- Inlet cross-section 1300 cm²

FRAME:

- Cast-concrete frame with mounting for trap
- frame height 160 mm
- PUR damping insert on the frame resistant to oils and de-icing agents

OTHER:

- Place on the 10A alignment ring.
- V kombinaci s kalovým košem A4 nebo B1
- There must be at least a 20mm high mortar joint between the frame and the top of the drain with a strength of at least 45MPa.



MAX. OPENING
ANGLE



ANTI-THEFT
PROTECTION



DAMPING INSERT



RAINWATER
DRAINAGE

